



COMPONENT OVERVIEW 2022

General information

Materials:

Roof hooks and their main components:

High-grade steel with zinc flake coating, stainless steel 1.4301 or aluminium

Screws:

Stainless steel A2 or better

Sheet metal parts:

Stainless steel 1.4301 or aluminium

Module clamps:

Aluminium

Rubber seal:

EPDM gasket (UV-resistant)

Deviating materials are described with the individual items.

Planning aid:

Configuration and structural dimensioning with the Schletter Configurator.

Structural analysis:

Static calculation according to the current country-specific standards (in Germany EN 1991, EC1). Structural analysis supplement for the dimensioning of the number of required fastening points, based on the structural analysis. Please make sure you observe the structural analysis information in each case! The verification of the adhesive force of the roof to the substructure is not included in the general structural analysis appendices!

Production-specific tolerances are to be considered with all dimension specifications.

On customer request, all companies in the Schletter Group can obtain goods from other branches.

TABLE OF CONTENTS

Component overview

Presentation	
Brochures and software	06
Sample case	07
Roof hooks	
Standard roof hooks	10
Rapid ²⁺ Pro roof hooks	11
Pro HSL roof hooks	12
ProLine roof hooks	13
Alu-Tile	14
Roof hooks, special design	15
Roof hook accessories	18
Special fasteners	
Special fasteners for roofs with steel substructure	22
Special fasteners for roofs with wooden substructure	24
Special fasteners accessories	25
Sheet metal seam clamps	26
Pro sheet metal seam clamps	28
Trapezoidal sheet connection	30
Trapezoidal sheet metal and bitumen roof connection	31
Module clamps	
Module clamps for framed modules	34
Clamps for laminate modules	36
Laminate clamp accessories	37
Profiles	
Module support and mounting profiles	40
Profile accessories	43
Supports	
Flat roof supports - Beam kit	48
Flat roof support/Facade support - Beam kit	49
Green roof supports	50
Beam kit accessories	51
Support accessories	52
Load-optimized flat roof systems	
FixGrid	56
FlatGrid	59
FixGrid Pro	60
PvMax Energy-Kits	
PvMax-S Kit	66
Screws and small parts	
Screws and small parts	70

NEW!

We would like to make it easier for you to select the products by using the icons. At a glance, you can see which item fits which system. Of course, our expert technicians will continue to be at your disposal should you have any questions in this regard.



Compatible with our standard series



Compatible with our ProLine series

PRESENTATION

Brochures and Software

Sample case

BROCHURES AND SOFTWARE

Presentation

The latest brochures, product sheets, mounting instructions and further technical information as well as software can always be found in the download area of www.schletter-group.com.

Upon request, we will also gladly send you our brochures in digital format.






SAMPLE CASE

Presentation

Upon request!

195000-297 Sample case of roof and standard systems
Contains samples of major products of the Schletter mounting systems





ROOF HOOKS

Standard roof hooks

Rapid²⁺ Pro roof hooks

Pro HSL roof hooks

ProLine roof hooks

Alu-Tile

Roof hooks, special design

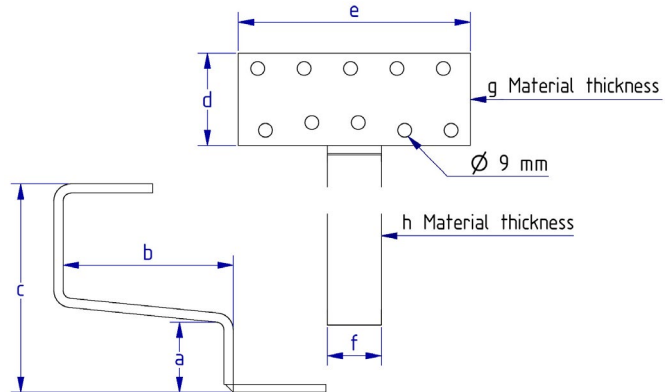
Roof hook accessories

STANDARD ROOF HOOKS

Roof hooks

- All roof hooks made of stainless steel
- Adjustable hooks completely pre-assembled

Please order wood screws, square head screws (M10 x 25 mm) and flange nuts separately!



Eco S roof hooks

- VA quality
- Welded
- Symmetric bar arrangement



100004-000 Eco S 135 roof hooks (normal height 135 mm)

	a	b	c	d	e	f	g	h	
mm	45	110	135	60	150	35	5	6	PU: 20



100007-000 Eco S 165 roof hooks (normal height 165 mm)

	a	b	c	d	e	f	g	h	
mm	45	110	165	60	150	35	5	6	PU: 20



Universal roof hooks

- VA quality
- Variable bar arrangement
- Adjustable at the front and rear
- Centre bar can be used in three positions



100001-000 Universal roof hooks (Frankfurt pantile or interlocking tiles)

	a	b	c	d	e	f	g	h	
mm	42 - 52	115	102-135	74	150	30	5	6	PU: 20



= "Standard" profile

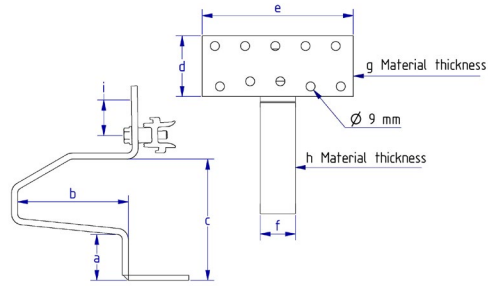


= "ProLine" profile

RAPID²⁺ PRO ROOF HOOKS

Roof hooks

- VA quality
- Welded
- Symmetric bar arrangement
- Pre-assembled



101001-020* Rapid²⁺ Pro 45 roof hooks

	a	b	c	d	e	f	g	h	i	
mm	45	110	118	60	150	35	5	6	30	PU: 20

Comparable to: Eco S 100004-000



101002-020* Rapid²⁺ Pro 35 roof hooks

	a	b	c	d	e	f	g	h	i	
mm	35	110	108	60	150	35	5	6	30	PU: 20

Like 101001-020, but 35 mm / 1.38-inch fork height for low battens



101004-020* Rapid²⁺ Pro Universal roof hooks

	a	b	c	d	e	f	g	h	i	
mm	40 - 52	110	115-127	74	150	35	5	6	30	PU: 10

Universally adjustable, for vertical rail mounting - comparable with: Universal 100001-000



101005-020* Rapid²⁺ Pro Max roof hooks

	a	b	c	d	e	f	g	h	i	
mm	45	120	125	80	150	35	6	8	30	PU: 10

Like 101001-020, but bar 35 x 8 mm / 1.38 x 0.31 inches for heavy snow loads



101005-021* Rapid²⁺ Pro Max 150 roof hooks

	a	b	c	d	e	f	g	h	i	
mm	45	150	125	80	150	35	6	8	30	PU: 10

Like 101005-020, but measure b 150 mm



101006-020 Rapid²⁺ Pro MaxV roof hooks

	a	b	c	d	e	f	g	h	i	
mm	45	120	125	80	150	35	6	8	30	PU: 10

Like 101005-020, but for vertical rail mounting

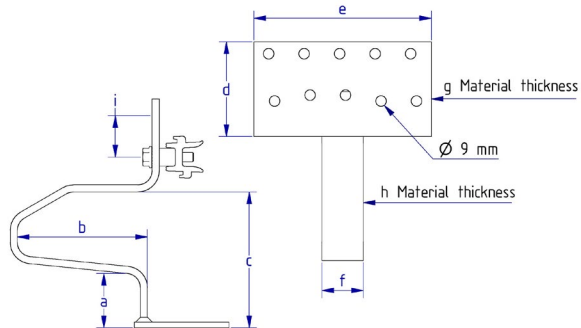


*Expected to be available from Q1/2022

PRO HSL ROOF HOOKS

Made of high-grade steel, especially for heavy snow loads

- High-grade steel, welded
- Zinc flake coating
- Symmetric bar arrangement
- Pre-assembled



101001-022* Rapid ²⁺ Pro 45 HSL roof hooks										
	a	b	c	d	e	f	g	h	i	
mm	45	110	115	80	150	35	5	6	30	PU: 20



101005-024* Rapid ²⁺ Pro Max HSL roof hooks										
	a	b	c	d	e	f	g	h	i	
mm	45	132	114	80	150	35	6	8	30	PU: 10

*Expected to be available from Q1/2022

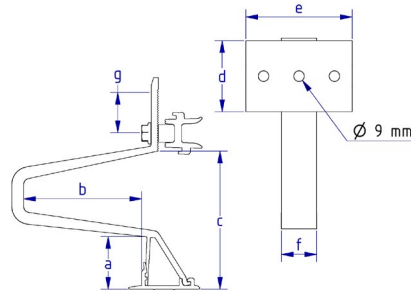


 = "Standard" profile  = "ProLine" profile

PROLINE ROOF HOOKS

Made of aluminium. Lightweight, economical and efficient

- Material: Aluminium
- Mounting with only one bolt
- Variable bar arrangement
- Clamping part pre-assembled



100020-000 EcoA 45 roof hook						
	a	b	c	d	e	f
mm	45	99	117	60	90	30

PU: 20

Connection possibilities for all common Schletter profiles



101020-020* RapidA 45 Pro roof hooks							
	a	b	c	d	e	f	g
mm	45	99	117	60	90	30	30

PU: 30



101024-020* RapidA 45 Pro Universal roof hooks							
	a	b	c	d	e	f	g
mm	45	99	117	60	90	30	30

PU: 30



100020-100* EcoA 45 Max roof hooks						
	a	b	c	d	e	f
mm	45	98	116	60	90	30

PU: 20

Connection possibilities for all common Schletter profiles; for use with higher snow loads



101020-120* RapidA Pro 45 Max roof hooks							
	a	b	c	d	e	f	g
mm	45	98	116	60	90	30	30

PU: 30

For use with higher snow loads



101024-120* RapidA 45 Pro Universal Max roof hooks							
	a	b	c	d	e	f	g
mm	45	98	116	60	90	30	30

PU: 20

For use with higher snow loads



*Expected to be available from Q1/2022

ALU-TILE

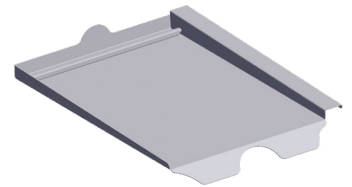
Roof hooks

Replaces a complete roof tile. Please order roof hook set separately. Especially for areas with heavy snow loads.

System hooks with sheet metal replacement tiles in aluminium, EPDM screw seal, load support in plastic with A2 stainless-steel screw.

Sheet metal replacement tiles

Manufacturer	Item No.	PU: 10
Braas		
Frankfurt pantile	103005-003	
Taunus pantile	103005-011	
Harz pantile	103005-022	
Tegalit	103005-025	
Topas 13V	103005-067	
Erlus		
Interlocking tile	103005-002	
Large interlocking tile	103005-007	
Large interlocking tile XXL	103005-010	
E58	103005-015	
Forma	103005-024	
Linea	103005-049	
Reform pantile XXL	103005-057	
Eternit		
Heidelberger	103005-006	
Creaton (formerly Meindl)		
Rustico	103005-004	
MZ3 NEW	103005-112	



Alu-Tile Pro roof hook set

Consists of system hook, screw seals and load support



103006-020* Alu-Tile Pro roof hook set	PU: 10
---	--------



*Expected to be available from Q1/2022



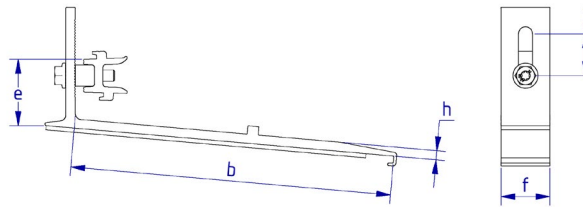
= "Standard" profile



= "ProLine" profile

ROOF HOOKS, SPECIAL DESIGN

Roof hooks



Sheet metal replacement tiles and roof hook sets for Rapid beaver tail incl. mounting set



109016-007 BEZ Rapid beaver tail AL 180 x 380 PU: 20

109019-020* Roof hooks for Rapid Pro aluminium beaver tail PU: 20

	a	b	c	d	e	f	g	h	i
mm	-	228	-	-	48	35	-	7	30



109016-009 BEZ Rapid beaver tail AL 170 x 380 PU: 20

109019-020* Roof hooks for Rapid Pro aluminium beaver tail PU: 20

	a	b	c	d	e	f	g	h	i
mm	-	228	-	-	48	35	-	7	30



109016-010 BEZ Rapid beaver tail AL 190 x 400 PU: 20

109019-022* Roof hooks for Rapid Pro beaver tail 190 x 400 PU: 20

	a	b	c	d	e	f	g	h	i
mm	-	250	-	-	50	35	-	6	30



109016-008 BEZ Rapid beaver tail Cu 180 x 380 PU: 20

109019-021* Roof hooks for Rapid Pro beaver tail PU: 20

	a	b	c	d	e	f	g	h	i
mm	-	232	-	-	50	35	-	6	30



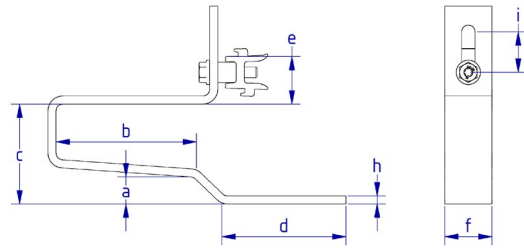
*Expected to be available from Q1/2022

ROOF HOOKS, SPECIAL DESIGN

Roof hooks

Rapid Pro 2L roof hooks

Roof hooks for system roofs made of roof insulation elements

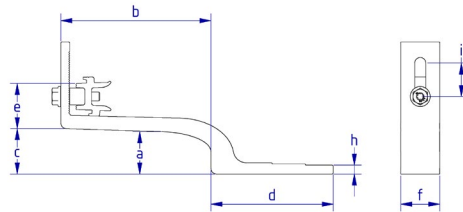


101008-020* Rapid Pro 2L roof hooks										PU: 20
	a	b	c	d	e	f	g	h	i	
mm	20	104	74	92	36	35	-	6	30	




Rapid²⁺ Pro Slate roof hooks


- Quick and easy installation
- Suitable for many shingle types
- For slate overlaps up to 125 mm
- Roof panel with flexible corrugated strip
- Direct load on rafters



109019-024* Rapid ²⁺ Pro Slate125 roof hooks										PU: 20
	a	b	c	d	e	f	g	h	i	
mm	28	135	41	110	41	35	-	8	30	



109017-010 Shingle for roof hook Rapid ²⁺ Pro Slate125										PU: 20
---	--	--	--	--	--	--	--	--	--	--------



*Expected to be available from Q1/2022



= "Standard" profile



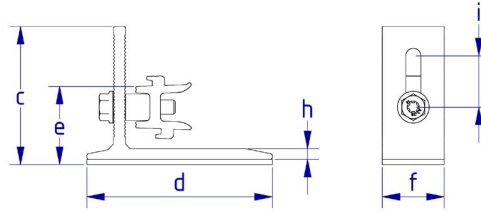
= "ProLine" profile

ROOF HOOKS, SPECIAL DESIGN


Roof hooks

Rapid²⁺ Pro SML

For mounting on the metal shingle



119026-102* Rapid ²⁺ Pro SML roof hooks										PU: 20
	a	b	c	d	e	f	g	h	i	
mm	-	-	78	105	45	35	-	6	29	

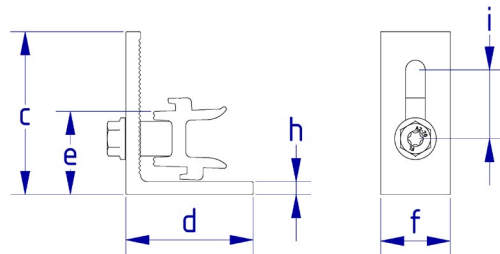


RapidPro L

Angle attachment for connecting profiles of the ProLine series



119026-122* RapidPro L										PU: 100
	a	b	c	d	e	f	g	h	i	
mm	-	-	70	55	36	30	-	5.5	29	



*Expected to be available from Q1/2022

ROOF HOOK ACCESSORIES

Roof hooks

973000-075 Shim roof hook 2.5/5 mm PU: 100

973000-683 Roof hook sealing tape grey TP600 10 m PU: 15


109008-003 RapFix – extension for Eco roof hooks
Especially for roof hooks that are not available as a Rapid version PU: 50

109008-023* RapFix Pro – extension for Eco roof hooks
Especially for roof hooks that are not available as a Rapid version PU: 50

925120-002 Spacer sleeve, plastic, 1 m
- For rafter insulation
- Usable as a spacer sleeve for rafter insulation in connection with extra-long fastening screws
- Plastic version prevents cold bridges
- Cut to desired length
- Order screws separately!
- Note reduced load for roof hooks!

109010-000 Additional bracket Iso07
For roof hook fastening, system Iso07 PU: 20

*Expected to be available from Q1/2022



= "Standard" profile = "ProLine" profile



SPECIAL FASTENERS

Special fasteners for roofs with steel substructure

Special fasteners for roofs with wooden substructure

Special fasteners accessories

Sheet metal seam clamps

Pro sheet metal seam clamps



Trapezoidal sheet fastening

Bitumen roof connection

SPECIAL FASTENERS FOR ROOFS WITH A STEEL SUBSTRUCTURE



Roofing: Corrugated roofs & trapezoidal sheet

Threaded screw, self-grooving, VA

		 
943763-064	6.3 x 64	PU: 100
943763-115	6.3 x 115	PU: 100
943763-150	6.3 x 150	PU: 100
943763-200	6.3 x 200	PU: 50

The mounting points must be pre-drilled with Ø 5 mm

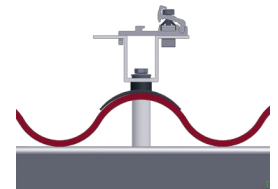




		 
119033-002	Uno M8 universal adapter	PU: 50
119005-000	Seal cap corrugated sheet 5 / 6 / 8	PU: 50
119004-003	Spacer sleeve AL 995 x 20*	PU: 30

Rapid cross connectors (item 129063-000), Rapid Pro cross connectors (129063-010) and threaded screws must be ordered separately

*The required lengths must be cut to size on site

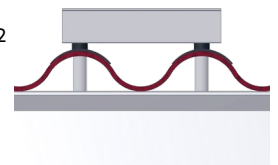
+ Adapter = ready to use fastening systems



		 
119033-005	Duo M8 universal adapter	PU: 50
119005-000	Seal cap corrugated sheet 5 / 6 / 8	PU: 50
119004-003	Spacer sleeve AL 995 x 20*	PU: 30

For each mounting point, 2 threaded screws must be calculated and ordered separately











*The required lengths must be cut to size on site



 = "Standard" profile  = "ProLine" profile

SPECIAL FASTENERS FOR ROOFS WITH A STEEL SUBSTRUCTURE

Roofing: Corrugated roofs & trapezoidal sheet










		 	+ Adapter	= ready to use fastening systems
119033-002	Uno M8 universal adapter	PU: 50		
119005-001	Universal calotte with EPDM	PU: 50		
Rapid cross connectors (item 129063-000) and Rapid Pro cross connectors (129063-010) must be ordered separately				
		 		
119033-002	Uno M8 universal adapter	PU: 50		
119005-001	Universal calotte with EPDM	PU: 50		
For each mounting point, 2 threaded screws must be calculated				
Additionally, the upper profile and the necessary mounting screws must be considered				
				

SPECIAL FASTENERS FOR ROOFS WITH WOODEN SUBSTRUCTURE


Roofing: Corrugated roofs & trapezoidal sheet

For corrugated sheets (such as those of fiber cement) or trapezoidal sheet roofs, corrugated roof fastening sets consisting of a special hanger bolt with EPDM seal and a mounting plate are used. Please note that illustrations and thread lengths may vary!

Hanger bolt

		 
110010-200	Hanger bolt set 10 x 200 mounted	PU: 50
110012-200	Hanger bolt set 12 x 200 mounted	PU: 50
110012-300	Hanger bolt set 12 x 300 mounted	PU: 50
Hanger bolt set pre-assembled with vulcanized EPDM seal (UV resistant) and 3 flange nuts in V4A, mounted		
		 
119002-000	Mounting plate for hanger bolts M10 / M12 For hanger bolts M10 / M12, loose, aluminium 120 x 60 x 6 mm	PU: 50
		
119001-000	KlickTop extension part for hanger bolt For hanger bolts M10 / M12, loose, aluminium	PU: 50
		 
119033-004	Universal adapter Duo M10 / M12 For hanger bolts M10 / M12, loose, aluminium	PU: 50
		 
119033-001	Universal adapter Uno M10 / M12 For hanger bolts M10 / M12, loose, aluminium	PU: 50

Rapid cross connectors (item 129063-000) and Rapid Pro cross connectors (item 129063-010) must be ordered separately




 = "Standard" profile  = "ProLine" profile

SPECIAL FASTENERS ACCESSORIES

FixPlan - in connection with hanger bolts

The alternative for level sheet metal roofs for which fastening on the fold is not possible (e.g. titanium zinc sheet roofs)

114003-000	FixPlan sealing plate	PU: 50
114004-000	Bituplan additional seal for FixPlan For mounting with bitumen coverings	PU: 100



SlatePlan for connection with hanger bolts

SlatePlan can be used on roofs with shingle covers, such as from bitumen, fiber cement or slate, for connection by hanger bolt systems.

109017-000	SlatePlan with seal 270 x 200 x 0.5 mm	PU: 50
109017-001	SlatePlan with seal 370 x 200 x 0.5 mm	PU: 50







SHEET METAL SEAM CLAMPS

Special fasteners

Please note:

The tightening torque must be limited so that the sheet metal seam does not become distorted and the thermal expansion of the sheets is not prevented!

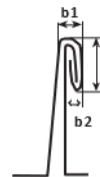
112001-000	Seam clamp 503 VA for standing seam roof Please note: For titanium zinc sheets, it must be checked whether the standing seams can be loaded!	  PU: 50
112001-005	Seam clamp 503 Rapid for standing seam roof	 PU: 50
112001-010	Seam clamp 504 for standing seam roof Especially suitable for double standing seam roofs made of titanium zinc sheet	 PU: 50





Possible dimensions of the border fold (dimension drawing)

$h = 11 - 13 \text{ mm}$, $b1 = 4 - 6 \text{ mm}$, $b2 = \text{max. } 3 \text{ mm}$

The 504 seam clamp was developed together with the Rheinzink company for use on double standing seam roofs made of titanium zinc sheet and approved by Rheinzink. The profiles mounted on the standing seam clamps must not exceed a length of about 3 m without thermal separation.



112002-003	Seam clamp 510 Rapid; especially suitable for standing seam roofs from Kalzip [®] *, Bemo*	 PU: 50
112003-003	Seam clamp 520 Rapid Zambelli RibRoof 465 and similar	 PU: 50






*All trademarks mentioned herein are the property of the respective owners.




 = "Standard" profile
  = "ProLine" profile

SHEET METAL SEAM CLAMPS

Special fasteners

112004-002	Seam clamp 522 Rapid for Zambelli RibRoof 500 and similar	 PU: 50
112006-002	Seam clamp 524 Rapid for Fischer KlipTec and similar	 PU: 50
112007-000	Seam clamp 525 VA for Domico Domitec and similar	  PU: 50
112012-007	Seam clamp 551 for KlipLok 700 / 406 for KlipLok 700 HiStrength, KlipTite and similar	 PU: 100

Attachment for seam clamps

129063-000	Rapid cross connector M8 bolt for connection in set	 PU: 200
-------------------	--	---





PRO SHEET METAL SEAM CLAMPS

Special fasteners

Please note:

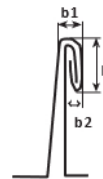
The tightening torque must be limited so that the sheet metal seam does not become distorted and the thermal expansion of the sheets is not prevented!



	
112001-105* Seam clamp Pro 503 for standing seam roof	PU: 50
	
112001-110* Seam clamp Pro 504 for standing seam roof Especially suitable for double standing seam roofs made of titanium zinc sheet	PU: 50



Possible dimensions of the border fold (dimension drawing)
 $h = 11 - 13 \text{ mm}$, $b1 = 4 - 6 \text{ mm}$, $b2 = \text{max. } 3 \text{ mm}$

The 504 seam clamp was developed together with the Rheinzink company for use on double standing seam roofs made of titanium zinc sheet and approved by Rheinzink. The profiles mounted on the standing seam clamps must not exceed a length of about 3 m without thermal separation.



	
112002-103* Seam clamp Pro 510; especially suitable for standing seam roofs from Kalzip [®] *, Bemo*	PU: 50
	
112003-103* Seam clamp Pro 520 Zambelli RibRoof 465 and similar	PU: 50



*All trademarks mentioned herein are the property of the respective owners.

*Expected to be available from Q1/2022



= "Standard" profile



= "ProLine" profile

PRO SHEET METAL SEAM CLAMPS


Special fasteners

112004-102*	Seam clamp Pro 522 for Zambelli RibRoof 500 and similar	PU: 50
112006-102*	Seam clamp Pro 524 for Fischer KlipTec and similar	PU: 50
112012-107*	Seam clamp Pro 551 for KlipLok 700 / 406 for KlipLok 700 HiStrength, KlipTite and similar	PU: 100
112012-112*	Seam clamp Pro 562 Universal	PU: 50

Attachment for seam clamps

129063-002*	RapidCon90	PU: 100
--------------------	------------	---------

*Expected to be available from Q1/2022




















TRAPEZOIDAL SHEET CONNECTION

Special fasteners

SingleFix

The universal trapezoidal sheet fastener for steel and aluminium sheet from 0.5 mm. Pay special attention to the usage notes!

				
113009-003	SingleFix Pro for corrugation heights from 22 mm (1 piece) Screws must be ordered separately as needed (2 pieces for each SingleFix Pro)	PU: 100		2 pieces
				+
943000-700	Thin sheet metal screw 5.5 x 25 A2 with gasket	PU: 100		
				4 pieces
943000-360	Thin sheet metal screw 6.0 x 25 A2 with gasket	PU: 100		↓
				+ Profile
120011-00450	EcoLight 450 mm module support profile	PU: 50		
				
120020-00450	Pro 35 450 mm module support profile	PU: 50		
				
121010-202	FixZ-7 system profile18 lower 450 mm	PU: 25		
				
121001-202	FixZ-7 system profile18 upper 450 mm	PU: 25		
				
121009-202	FixZ-15 system profile18 lower 450 mm	PU: 25		
				
121008-202	FixZ-15 system profile18 upper 450 mm	PU: 25		

Mounting kit ←



= "Standard" profile





= "ProLine" profile

TRAPEZOIDAL AND BITUMEN ROOF CONNECTION

Special fasteners

ClampFit

The cost-optimized trapezoidal sheet fastener system for steel and aluminium sheet from 0.5 mm. Pay special attention to the usage notes!

130004-200	ClampFit Screws must be ordered separately as needed (2 pieces for each ClampFit)	PU: 100	
943000-700	Thin sheet metal screw 5.5 x 25 A2 with gasket	PU: 100	
943000-360	Thin sheet metal screw 6.0 x 25 A2 with gasket	PU: 100	
130004-300*	ClampFit Pro Screws must be ordered separately as needed (2 pieces/ClampFit Pro)	PU: 100	
943000-700	Thin sheet metal screw 5.5 x 25 A2 with gasket	PU: 100	
943000-360	Thin sheet metal screw 6.0 x 25 A2 with gasket	PU: 100	



+



+



EcoRapid

The universal fastening system for self-supporting trapezoidal sheet roofs and sandwich elements. Pay special attention to the usage notes!

113014-000	EcoRapid - clamp directly on frame, for corrugation heights from 22 mm Screws must be ordered separately as needed EcoRapid on the edge of module field: 2 screws EcoRapid in centre of module field: 1 screw	PU: 200
943000-700	Thin sheet metal screw 5.5 x 25 A2 with gasket	PU: 100
943000-360	Thin sheet metal screw 6.0 x 25 A2 with gasket	PU: 100






+




Fix T-K

The innovative fastener for bitumen roofs on wood casings.

119014-012	Fix T-K - Please note: Accessories 973000-041 EPDM rubber (page 72)	PU: 50	
119014-212*	Fix T-K Pro - Please note: Accessories 973000-041 EPDM rubber (page 72)	PU: 50	



*Expected to be available from Q1/2022





MODULE CLAMPS

Rapid16 module clamps

RapidPro module clamps

Clamps for laminate modules


Clamps accessories

MODULE CLAMPS FOR FRAMED MODULES

Module clamps



Rapid16 AL module clamp system


Clamping length: 50 mm

AL blank	Black anodized	Item name	Installation type	
131121-002	131121-902	Centre clamp Rapid16 40 - 50	V + H	PU: 100
131101-002	131101-902	End clamp Rapid16 40 - 50	V + H	PU: 50
131121-001	131121-901	Centre clamp Rapid16 30 - 40	V + H	PU: 100
131101-001	131101-901	End clamp Rapid16 30 - 40	V	PU: 50
131101-003	131101-903	End clamp Rapid16 30 - 40	H	PU: 50



Clamping length: 100 mm

131121-111		Centre clamp Rapid16 30 - 40 L	V + H	PU: 100	
131101-101		End clamp Rapid16 30 - 40 L	V	PU: 50	



= "Standard" profile








= "ProLine" profile


MODULE CLAMPS FOR FRAMED MODULES

Module clamps

ProLine AL module clamp system

Clamping length: 50 mm
 Clamp height: 30 - 47 mm
 Only for profiles of the ProLine series!

AL blank	Item name	Installation type	
131020-001	RapidPro centre clamp	V + H PU: 100	
131020-000	RapidPro end clamp	V + H PU: 50	
Black anodized			
131020-901	RapidPro centre clamp	V + H PU: 100	
131020-900	RapidPro end clamp	V + H PU: 50	



CLAMPS FOR LAMINATE MODULES

Module clamps

For various module thicknesses

Attention: Note the tightening torque! See also: Laminate mounting – General information



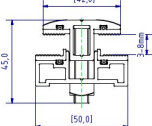




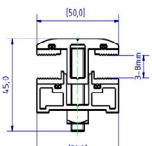


Profi laminate series

For laminate thicknesses 3 – 8 mm

Glass inset: Profi narrow 11 mm, Profi wide 15 mm





Length: 80 mm, clearance between modules: approx. 20 mm

Incl. countersunk screw and square nut

	132201-308	Profi centre clamp narrow 3 – 8 mm set	PU: 100		
	132101-308	Profi end clamp narrow 3 – 8 mm set	PU: 100		
	132202-308	Profi centre clamp wide 3 – 8 mm set	PU: 100		
	132102-308	Profi end clamp wide 3 – 8 mm set	PU: 100		

Eco laminate series

Length of aluminium clamp: 70 mm, glass inset: 11 mm, clearance between modules: 22 mm (no compression of the laminate)

	133264-168	Eco6-S4 centre clamp laminate 6.8 mm set	PU: 100	
	133164-168	Eco6-S4 end clamp laminate 6.8 mm set	PU: 100	

With M8 x 20 accessories, without click-in component, with aluminium clamp surrounding EPDM rubber

Certified clamps for First Solar series 4 modules made of highly insulated EPDM rubber material

The certification can be found in the download area at www.schletter-group.com




= "Standard" profile




= "ProLine" profile





LAMINATE CLAMP ACCESSORIES


Module clamps

AL blank		
139004-000	Bearing plate for Eco module clamp For raising the bearing surface	PU: 200
AL blank		
139008-006	Safety hooks, laminate 3 – 8 mm	PU: 100



Lightning protection and equipotential bonding

		
135004-000	Ground plate For module grounding, not for laminate clamps!	PU: 100
		 
135003-000	Lightning protection clamp for 8 mm AL completely pre-assembled (for DM 8 mm wiring)	PU: 20
		
135003-002	Grounding and lightning protection clamp VA M8 Clamping range Rd 8 – 10 mm Connection single/multi-wire 4 – 50 mm ²	PU: 20
119015-002	Punched mounting tape 6 mm – Reel á 50 m	PU: 1
119015-003	Punched mounting tape 16 mm – Reel á 50 m Lightning resistant	PU: 1





PROFILES

Module support and mounting profiles

Profile accessories

MODULE SUPPORT AND MOUNTING PROFILES

Profiles

The series for the proven click system with the right accessories.

Mounting with square nut, click system and Rapid2+

- Structural analysis tables for cross beams

- Load determination software on the Internet:

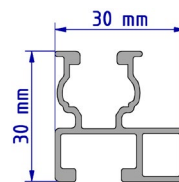
www.schletter-group.com (customer area > software download)

Module support profile EcoLight

Mechanical connection

Upper: KlickNut M8

Lower: Screw channel M10



AL blank

120011-04400	4400 mm
120011-05500	5500 mm

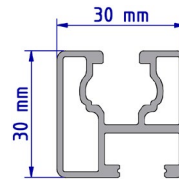


Module support profile Eco05

Mechanical connection


Upper: KlickNut M8

Lower: Screw channel M10



AL blank

120001-04400	4400 mm
120001-05500	5500 mm



= "Standard" profile



= "ProLine" profile


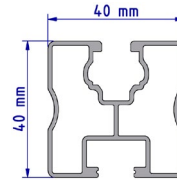
MODULE SUPPORT AND MOUNTING PROFILES

Profiles

Module support profile Solo

Mechanical connection

Upper: KlickNut M8
Lower: Screw channel M10


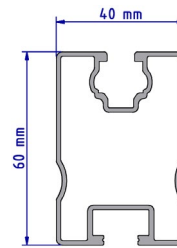


AL blank	Black anodized		
120005-03300	3300 mm		
120005-04400	4400 mm	120005-94400	4400 mm
120005-05500	5500 mm	120005-95500	5500 mm
120005-006	6000 mm		
120005-06200	6200 mm		

Module support profile SoloPlus

Mechanical connection

Upper: KlickNut M8
Lower: Screw channel M10

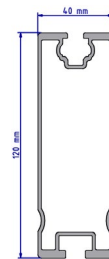


AL blank			
120006-04400	4400 mm		
120006-05500	5500 mm		

Module support profile Solo XL

Mechanical connection

Upper: KlickNut M8
Lower: Screw channel M10



AL blank			
120015-05500	5500 mm		

The lower M10 screw channel is only suitable for connecting with square head bolt 943410-025. Not for Rapid cross connector, KlickTop or similar connections.

MODULE SUPPORT AND MOUNTING PROFILES

Profiles


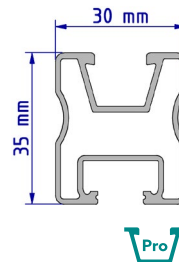
The profile of the new ProLine series with the fitting accessories. Can be combined with roof hooks, connectors and clamps of the ProLine series.

- Structural analysis tables for cross beams
- Load determination software on the Internet:
www.schletter-group.com (customer area > software download)

Module support profile Pro35

Mechanical connection

Upper: KlickNut Pro
 Lower: Screw channel M10


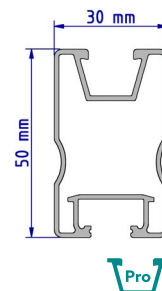


AL blank		
120020-00450	450 mm	PU: 50
120020-04400	4400 mm	
120020-05500	5500 mm	

Module support profile Pro50

Mechanical connection

Upper: KlickNut Pro
 Lower: Screw channel M10


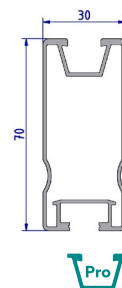


AL blank		
120021-03300	3300 mm	
120021-04400	4400 mm	
120021-05500	5500 mm	
120021-006	6000 mm	

Module support profile Pro70

Mechanical connection

Upper: KlickNut Pro
 Lower: Screw channel M10



AL blank		
120022-04400	4400 mm	
120022-05500	5500 mm	




= "Standard" profile



= "ProLine" profile

PROFILE ACCESSORIES









Profiles

129200-000	Pro internal connector		PU: 40
129001-003	E Eco connector, pre-assembled		PU: 100
129002-002	E Solo, SoloPlus, FixZ-7, FixZ-15 connector, pre-assembled		PU: 100
129001-014	Eco 05 250 mm internal connector (1 piece per connection)		PU: 50
943755-925	Drill screw 5.5 x 25 with gasket (2 pieces per connection)		PU: 100
129060-000	Solo slide-in connector (2 pieces per connection)		PU: 50
943755-925	Drill screw 5.5 x 25 with gasket (4 pieces per connection)		PU: 100
129001-007	SoloPlus internal connector		PU: 25
129001-008	EcoLight internal connector		PU: 25
129001-019	SoloXL internal connector		PU: 25
943755-925	Drill screw 5.5 x 25 with gasket (4 pieces per connection)		PU: 100



PROFILE ACCESSORIES

Profiles

AL blank	Black anodized		
129063-000	129063-900	Rapid cross connector Completely pre-assembled for Klicknut M8 For cross rail system See Rapid cross connector product sheet	PU: 200
129063-010*	 Upper connection  Lower connection	Cross connector Rapid Pro Completely pre-assembled for Klicknut M8 For cross rail system	PU: 200
Grey	Black		
129011-000	129011-900	Solo plastic end cap	PU: 100
129200-010		Pro plastic end cap	 PU: 100
119033-002		Uno M8 universal adapter	  PU: 50
As clamp dowel for special applications in connection with the Eco05 module support profile. Support profile must be fastened with M8 screws to the clamp dowel.			
Floor profile connector to ballast and composite rail			
129063-002*	RapidCon90 For cross rail system		PU: 100



*Expected to be available from Q1/2022

 = "Standard" profile  = "ProLine" profile





SUPPORTS

Flat roof support - Beam kit

Flat roof support - Beam kit / Facade support

Green roof supports

Beam kit accessories

Support accessories

FLAT ROOF SYSTEM SUPPORTS

Supports Beam kit

For all types of flat roof fasteners, depending on the substrate and fastener, diagonal reinforcement of the support units may be useful. If necessary, these reinforcements can be built on site, e.g. using our punched mounting tape 16 - 50 m (119015-003).

Beam kit Angle of 15° - 40° in 5° increments possible



150002-130 Light flat roof support 1.3 m beam kit					
	a	b	c	d	e
mm	1195	1193	810 - 850	600	997 - 1067

For horizontal and vertical module mounting

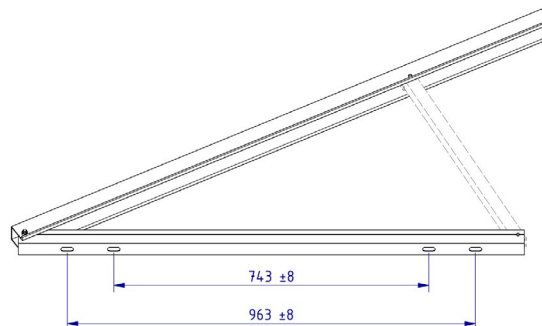
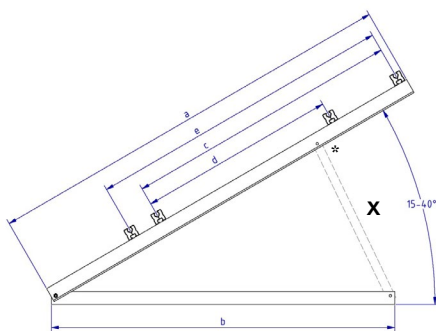
Please note:
Refer to the dimension table for mounting areas, observe the specifications of the module manufacturer, for strut selection (x) and accessories (*) see pages 51/52



150002-150 Light flat roof support 1.5 m beam kit					
	a	b	c	d	e
mm	1445	1193	920 - 960	690	997 - 1067

For horizontal and vertical module mounting

Please note:
Refer to the dimension table for mounting areas, observe the specifications of the module manufacturer, for strut selection (x) and accessories (*) see pages 51/52

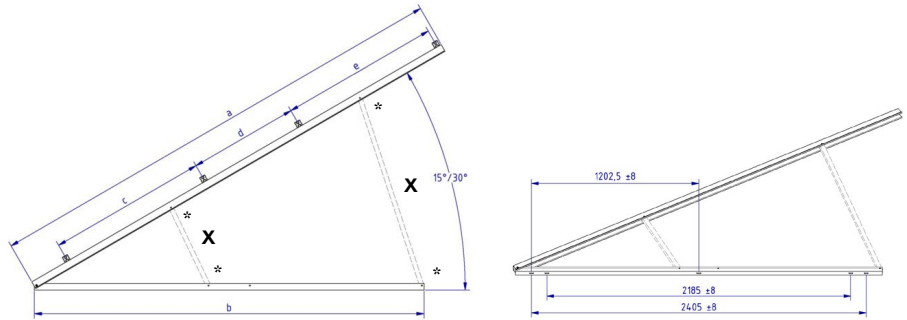


= "Standard" profile = "ProLine" profile

FLAT ROOF SUPPORT AND FACADE SUPPORTS

Supports Beam kit

Beam kit
Angle available in 15° or 30°



155002-320 Light flat roof support 3.2 m beam kit

	a	b	c	d	e
mm	3195	2635	1080	733	1072

For horizontal and vertical module mounting

Please note:

Refer to the dimension table for mounting areas, observe the specifications of the module manufacturer, for strut selection (x) and accessories (*) see pages 51/52

Facade support

Angle of 50° - 75° in 5° increments possible



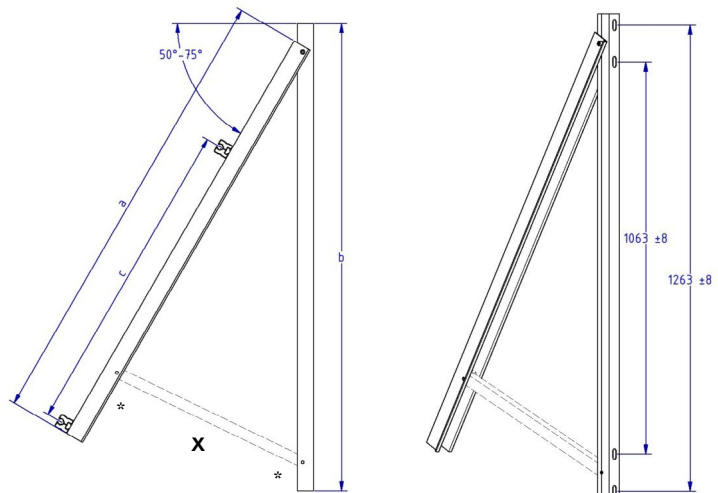
156002-160 Light facade support 1.3 m beam kit

	a	b	c
mm	1285	1323	900

For horizontal and vertical module mounting

Please note:

Refer to the dimension table for mounting areas, observe the specifications of the module manufacturer, for strut selection (x) and accessories (*) see pages 51/52



GREEN ROOF SUPPORTS

Green roof support
Angle of 10° - 20° in 5° increments possible



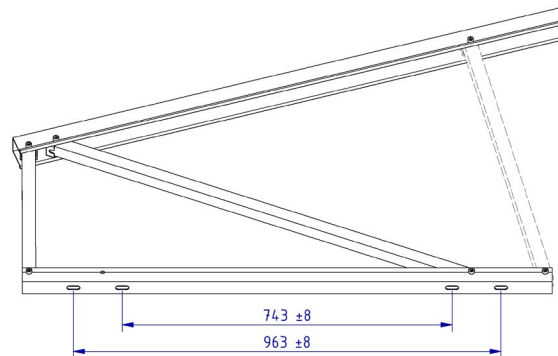
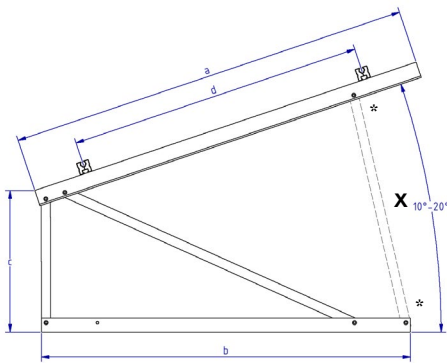
152001-001* Green roof systems for modules up to 1.6 m

	a	b	c	d
mm	1300	1193	455	950

For horizontal and vertical module mounting

Please note:

Refer to the dimension table for mounting areas, observe the specifications of the module manufacturer, for strut selection (x) and accessories (*) see pages 51/52



*Expected to be available from Q1/2022



= "Standard" profile



= "ProLine" profile


BEAM KIT ACCESSORIES

Supports

To complete the beam kits the following components such as struts and accessories are necessary!

Struts for beam kit

159005-001	Strut with end cap 338 mm
159005-002	Strut with end cap 428 mm
159005-003	Strut with end cap 520 mm
159005-004	Strut with end cap 613 mm
159005-005	Strut with end cap 700 mm
159005-006	Strut with end cap 781 mm
159005-007	Strut with end cap 1359 mm



Beam kit accessories

943308-055	Bolt M8 x 55 hex socket DIN 912 A2 GMB (2 piece/strut)	PU: 100
943911-008	Nut M8 hexagonal self-locking DIN985 A4 (2 piece/strut)	PU: 500
943922-010	M10 Large Washer DIN9021 A2 (1 piece/screw-on point bottom support)	PU: 100



Strut table

Flat roof support						
	15°	20°	25°	30°	35°	40°
150002-130	159005-001	159005-002	159005-003	159005-004	159005-005	159005-006
150002-150	159005-001	159005-002	159005-003	159005-004	159005-005	159005-006
155002-320	159005-005 159005-001			159005-007 159005-004		

Facade support						
	50°	55°	60°	65°	70°	75°
156002-160	159005-006	159005-005	159005-004	159005-003	159005-002	159005-001

Green roof support			
	10°	15°	20°
152001-001	159005-004	159005-005	159005-006

SUPPORT ACCESSORIES

Supports

Weighing

159000-027	Concrete block weighing set18	PU: 100
160002-001	SolRack AL (1 plate) Material thickness: 1 mm Surface: 0.55 m ²	



SolRack accessories

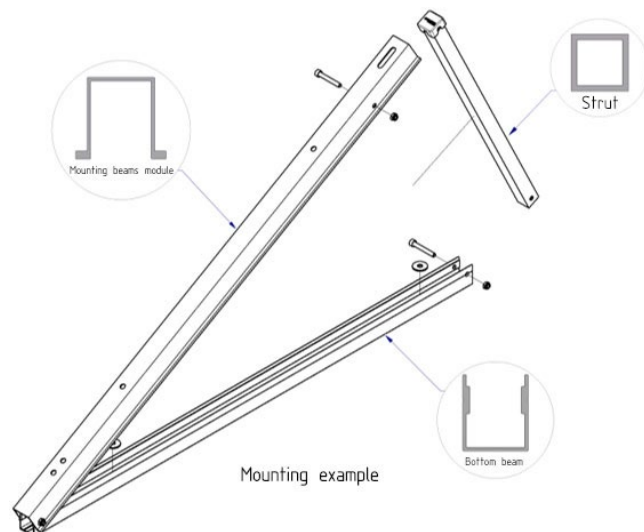
(2 units per plate required!)

943610-025	Screw M10 x 25 hexagonal DIN933 A2 GMB	PU: 100
943922-010	M10 Large Washer DIN9021 A2	PU: 100
943912-010	Flange nut M10 with locking teeth DIN6923 A4	PU: 100

Windsafe (depending on project)

Rear wall panelling for elevated PV systems to reduce wind loads

164160-180	Windsafe Vario AL 160 x 1830 mm
164250-180	Windsafe Vario AL 250 x 1830 mm







LOAD-OPTIMIZED FLAT ROOF SYSTEMS

FixGrid

FlatGrid

FixGrid Pro

FIXGRID


Load-optimized flat roof systems




FixGrid18	
163000-201	FixGrid18 100 kit 6° set of 2
163000-202	FixGrid18 100 kit 6° set of 3
163000-203	FixGrid18 100 kit 13° set of 2
163000-204	FixGrid18 100 kit 13° set of 3



FixZ-7	
121001-04400	FixZ-7 system profile18 upper 4400 mm
121001-05500	FixZ-7 system profile18 upper 5500 mm
121010-04400	FixZ-7 system profile18 lower 4400 mm
121010-05500	FixZ-7 system profile18 lower 5500 mm



FixZ-15	
121008-04400	FixZ-15 system profile18 upper 4400 mm
121008-05500	FixZ-15 system profile18 upper 5500 mm
121009-04400	FixZ-15 system profile18 lower 4400 mm
121009-05500	FixZ-15 system profile18 lower 5500 mm



Base profile FixGrid, FlatGrid	
128039-006	Base profile for FlatGrid 6000 mm
128039-203	Base profile for FlatGrid 2150 mm
128039-214	Base profile for FlatGrid 4200 mm
128039-215	Base profile for FlatGrid 6300 mm



= "Standard" profile



= "ProLine" profile

FIXGRID

Load-optimized flat roof systems




FixZ profile pieces incl. FixGrid screw-in connector		
163900-011	FixZ-7 system profile upper 96 mm with connector	PU: 25
163900-012	FixZ-7 system profile lower 96 mm with connector	PU: 25
163900-021	FixZ-10 system profile upper 96 mm with connector	PU: 25
163900-022	FixZ-10 system profile lower 96 mm with connector	PU: 25
163900-023	FixZ-10 system profile centre 96 mm with connector	PU: 25
163900-001	FixZ-15 system profile upper 96 mm with connector	PU: 25
163900-002	FixZ-15 system profile lower 96 mm with connector	PU: 25
163900-003	FixZ-15 system profile centre 96 mm with connector	PU: 25



For high snow loads up to 5.4 kN / m²



FixZ Windsafe sheet metal	
169018-170	FixZ-7 Windsafe up to 1700 mm
169118-170*	FixZ-7-S Windsafe up to 1700 mm
169018-210	FixZ-7 Windsafe up to 2067 mm
169118-210*	FixZ-7-S Windsafe up to 2067 mm
169118-240*	FixZ-7-S Windsafe up to 2400 mm
169017-170	FixZ-10 Windsafe up to 1700 mm
169117-170*	FixZ-10-S Windsafe up to 1700 mm
169017-210	FixZ-10 Windsafe up to 2067 mm
169117-210*	FixZ-10-S Windsafe up to 2067 mm
169117-240*	FixZ-10-S Windsafe up to 2400 mm
169019-170	FixZ-15 Windsafe up to 1700 mm
169119-170*	FixZ-15-S Windsafe up to 1700 mm
169019-210	FixZ-15 Windsafe up to 2067 mm
169119-210*	FixZ-15-S Windsafe up to 2067 mm
169119-240*	FixZ-15-S Windsafe up to 2400 mm



*Made of galvanized sheet steel



Ballast shafts		
169020-170	FixGrid ballast shaft up to 1700 mm	
169020-210	FixGrid ballast shaft up to 2067 mm	
169020-240*	FixGrid ballast shaft up to 2400 mm	
169020-000*	FixGrid end plate ballast shaft (only for 169020-240)	PU: 20



The appropriate module clamps can be found in the module clamps section Rapid16.

*Expected to be available from Q1/2022

FIXGRID

Load-optimized flat roof systems




Connectors		
129002-002	E Solo, SoloPlus, FixZ-7, FixZ-15 connector, pre-assembled	PU: 100
129019-011	Additional connector for FixZ-15 upper (1 piece per connection)	PU: 100
943755-925	Drill screw 5.5 x 25 with gasket (2 pieces per connection)	PU: 100



Other accessories		
129063-000	Rapid cross connector	PU: 200
129062-001	Tension connector set M8	PU: 100
129061-001	Ridge connector set	PU: 50
119015-002	Punched mounting tape 6 mm - Reel with 50 m	PU: 1
119015-003	Punched mounting tape 16 mm - Reel with 50 m Lightning resistant	PU: 1



The appropriate module clamps can be found in the module clamps section Rapid16, and the module support profiles in the profiles section.



= "Standard" profile



= "ProLine" profile

FLATGRID

Load-optimized flat roof systems



Base profile FlatGrid for surface protection strips


128039-006	Base profile for FlatGrid 6000 mm
128039-203	Base profile for FlatGrid 2150 mm
128039-214	Base profile for FlatGrid 4200 mm
128039-215	Base profile for FlatGrid 6300 mm



129078-001	Internal connector for FlatGrid (2 pieces per connection)	PU: 50
943000-360	Thin sheet metal screw 6.0 x 25 A2 with gasket (4 pieces per connection)	PU: 100



169004-003	Surface protection mat 300 x 110 x 20 mm SK	PU: 25
169004-008	Surface protection mat 300 x 110 x 20 mm FH AK SK (On request, please note longer delivery times.)	PU: 25



Rapid Pro L bracket connector and accessories

119026-122*	Rapid Pro L bracket connector	PU: 100
--------------------	-------------------------------	---------

Only suitable for the FlatGrid basic profile of the Standard series.




943308-120	Allen screw M8 x 20	PU: 100
943922-008	Washer M8	PU: 100
943914-008	Square nut M8	PU: 100
129010-008	KlickIn component for M8 nut	PU: 100



Other accessories







129062-001	Tension connector set M8	PU: 100
169017-000	Additional trough	PU: 50
169004-013	Surface protection mat 230 x 110 x 8 mm	PU: 100



*Expected to be available from Q1/2022

FIXGRID PRO

Load-optimized flat roof systems

Module support 		
165005-001	Pro screw-in module support For installation on the Pro floor profile	PU: 25
The appropriate module clamps can be found in the ProLine module clamps section.		
		
165005-004	Pro module support For installation on the Pro screw-in and heightening element	PU: 25
		
Heightening element		
165005-002	Pro screw-in heightening element For installation on the Pro floor profile	PU: 25
Please note: The number of heightening elements varies depending on the angle of elevation. (1 piece = 5°, 2 pieces = 10°, 3 pieces = 15°)		
		
165005-003	Pro heightening element For installation on the Pro screw-in and heightening element	PU: 25
		
Floor profile		
165001-111	Pro floor profile project-specific length	
165001-01500	Pro floor profile 1500 mm	
165001-02500	Pro floor profile 2500 mm	
165001-03500	Pro floor profile 3500 mm	
165001-04500	Pro floor profile 4500 mm	
165001-06000	Pro floor profile 6000 mm	
		
Floor profile connectors		
129200-001	Pro floor profile connectors	PU: 70

The FixGrid Pro series items are expected to be available from the 2nd quarter of 2022.



 = "Standard" profile  = "ProLine" profile

FIXGRID PRO

Load-optimized flat roof systems



Windsafe sheet metal	
169205-111	Pro Windsafe 5 project-specific length
169205-135	Pro Windsafe 5 up to 1350 mm module
169205-180	Pro Windsafe 5 up to 1800 mm module
169205-215	Pro Windsafe 5 up to 2150 mm module
169205-250	Pro Windsafe 5 up to 2500 mm module
169210-111	Pro Windsafe 10 project-specific length
169210-135	Pro Windsafe 10 up to 1350 mm module
169210-180	Pro Windsafe 10 up to 1800 mm module
169210-215	Pro Windsafe 10 up to 2150 mm module
169210-250	Pro Windsafe 10 up to 2500 mm module
169215-111	Pro Windsafe 15 project-specific length
169215-135	Pro Windsafe 15 up to 1350 mm module
169215-180	Pro Windsafe 15 up to 1800 mm module
169215-215	Pro Windsafe 15 up to 2150 mm module
169215-250	Pro Windsafe 15 up to 2500 mm module



Ballast shaft	
169020-100	Pro ballast tray Please note: Accessories, surface protection mat page 62



169020-001	Pro ballast tray cover plate	PU: 20
------------	------------------------------	--------



Ballast and composite rails	
165002-111	Pro ballast + composite rail project-specific length
165002-01600	Pro ballast + composite rail 1600 mm
165002-02000	Pro ballast + composite rail 2000 mm
165002-02350	Pro ballast + composite rail 2350 mm
165002-02700	Pro ballast + composite rail 2700 mm
165002-06000	Pro ballast + composite rail 6000 mm



Ballast rail connectors		
129200-002	Pro ballast rail connectors	PU: 40



Floor rail		
165001-00550	Pro 550 floor rail As intermediate support if ballast rail support distance exceeds 2500 mm	PU: 25



The FixGrid Pro series items are expected to be available from the 2nd quarter of 2022.


FIXGRID PRO

Load-optimized flat roof systems



Surface protection mat strips

169004-003	Surface protection mat 300 x 110 x 20 mm SK	PU: 25
169004-008	Surface protection mat 300 x 110 x 20 mm FH AK SK (On request, please note longer delivery times.)	PU: 25



Floor profile connector to ballast and composite rail

129063-002*	RapidCon90	PU: 100
--------------------	------------	---------

*Expected to be available from Q1/2022

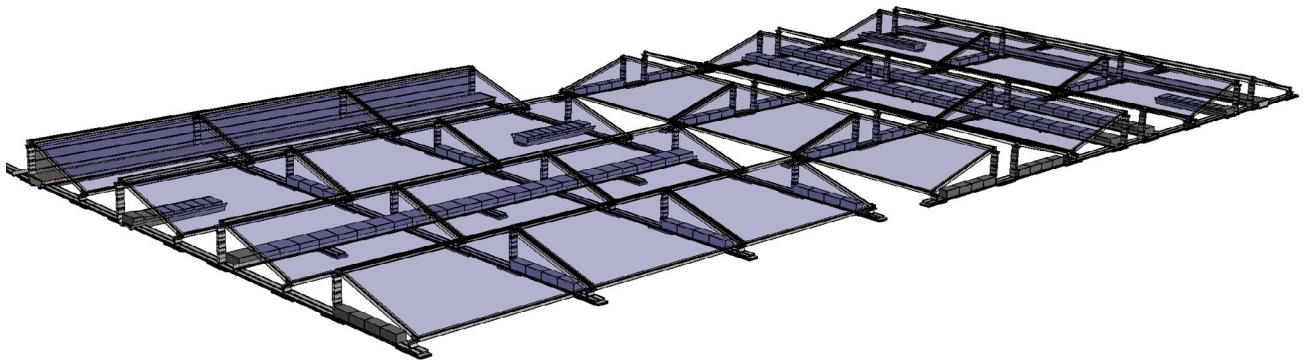


Fastening screws for Windsafe sheet metal

943000-700	Thin sheet metal screw 5.5 x 25 A2 with gasket	PU: 100
943000-360	Thin sheet metal screw 6.0 x 25 A2 with gasket	PU: 100



The FixGrid Pro series items are expected to be available from the 2nd quarter of 2022.



= "Standard" profile



= "ProLine" profile






PVMAX ENERGY-KITS

PvMax-S Kit

PVMAX

PvMax-S Kit



PVMAX


PvMax-S Kit

The new PvMax-S complements our product range from the FS steel family. PvMax-S combines FS Duo with concrete foundations.

- Quick and easy installation
- Complete statics verification
- Economical and efficient
- Applicable for 60 and 72 cell modules

Open area system with concrete foundation

146003-040	PvMax-S Kit 2V 11/72 4 posts
-------------------	------------------------------





SCREWS AND SMALL PARTS

Screws and small parts

SCREWS AND SMALL PARTS

Screws and small parts

Hexagon screw, VA



943610-025	M10 x 25	PU: 100
943610-035	M10 x 35	PU: 100
943610-045	M10 x 45	PU: 100



Square head screw, VA



943410-025	M10 x 25	PU: 100
-------------------	----------	---------



Flange nut with locking teeth



943912-008	M8	PU: 100
943912-010	M10	PU: 100



Washer large, VA



943922-008	M8	PU: 100
943922-010	M10	PU: 100



Allen screw



943308-120	M8 x 20 bottom gear teeth	PU: 100
-------------------	---------------------------	---------




= "Standard" profile




= "ProLine" profile

SCREWS AND SMALL PARTS

Screws and small parts

		
943914-008	Square nut M8, V4A Fits all Schletter system profiles, can be combined with Klicknut M8 and click-in component	PU: 100
129010-008	KlickIn component for M8 nut For simplified insertion of the M8 square nut at any location on the KlickInnut M8	PU: 100



		
943914-010	Square nut M10, V4A	PU: 100
129010-001	KlickIn component for M10 nut For simplified insertion of the M10 square nut at any location on the KlickInnut M10	PU: 100



Nut self-securing, V4A

		 
943911-008	M8	PU: 500





Please note:

All locking nuts in all designs and grades are disposable!

Both the plastic ring on poly stop nuts and the clamping part on all-metal nuts lose their clamping effect when screwed on and off.

Threaded screw self-grooving, VA

For steel starting at 1.5 mm

		 
943763-064	6.3 x 64	PU: 100
943763-115	6.3 x 115	PU: 100
943763-150	6.3 x 150	PU: 100
943763-200	6.3 x 200	PU: 50



The mounting points must be pre-drilled with \varnothing 5 mm

SCREWS AND SMALL PARTS

Screws and small parts

Fastening screws for metal components and plates



943755-925	Drill screw 5.5 x 25 with gasket	PU: 100
943000-700	Thin sheet metal screw 5.5 x 25 A2 with gasket	PU: 100
943000-360	Thin sheet metal screw 6.0 x 25 A2 with gasket	PU: 100



943772-019	Repair screw 7.2 x 19 self-grooving FAB A-A2	PU: 500
-------------------	--	---------



EPDM rubber inlay 3 mm self-adhesive, reel á 50 m, UV-resistant

e.g. for trapezoidal sheet clamps or for laminate modules



973000-041	EPDM rubber self-adhesive 48 mm wide, reel á 50 m
-------------------	---




Wood screw

For non-boarded roofs, we recommend at least 80 mm, for roofs with boarding and counter-battens, at least 120 mm!

Wood screw with plate head, VA



943208-080	8 x 80	PU: 100
943208-100	8 x 100	PU: 100
943208-120	8 x 120	PU: 50



Example

Wood screw with plate head, galvanized



942208-080	8 x 80	PU: 50
942208-100	8 x 100	PU: 50
942208-120	8 x 120	PU: 50

Seal for plate head screws



119016-000	dm 8 EPDM
-------------------	-----------



 = "Standard" profile  = "ProLine" profile

SCREWS AND SMALL PARTS

Screws and small parts


Cable routing

Cable fastener made of UV- and temperature-resistant plastic




129065-008 Proklip-Multi 8

Profiles	Systems	Cable quantity	
Click or screw channel M8, module support profile S, module support profile Solo, Eco05, FixZ-7, FixZ-15	FixZ-7, FixZ-15, system FS, carport, special projects	approx. 6*	PU: 100



129065-001 Proklip-Multi 10S

Profiles	Systems	Cable quantity	
Solo and screw channel M10	-	approx. 4*	PU: 100



149023-001 Mounting clips 1.0 – 3.0 mm, upper guide

Fastening on edges with a width of 1.0 – 3.0 mm; Cable tie length: 200 mm			PU: 100
--	--	--	---------



149023-002 Mounting clips 1.0 – 3.0 mm, lateral guide


Fastening on edges with a width of 1.0 – 3.0 mm; Cable tie length: 200 mm			PU: 100
--	--	--	---------



*Starting with a 6 mm² cable with a 6 mm cable diameter



NOTES



SCHLETTER

The Solar Mounting Group

For competent and comprehensive advice in planning your system, and for questions about logistics and order processing, our employees are gladly available to you.



SCHLETTER SOLAR GMBH (Headquarters)
Alustraße 1
83527 Kirchdorf
GERMANY

www.schletter-group.com

We reserve the right to make changes, including technical modifications.